



RLF LIMITED

Phone : 011-26253522
011-26258237

Regd. Office : 14 Kms., Gurgaon Pataudi Road, Village Jhund Sarai Veeran,
Distt. Gurgaon, Haryana.
email id : investorrelations@rlfltd.com, website : www.rlfltd.com
CIN : L74999HR1979PLC032747

12th October, 2015

Mr. Shyam Bhagirath,
Dy. Manager,
The Bombay Stock Exchange Ltd.,
Corporate Relationship Department,
Floor-25, P J Towers,
Dalal Street,
Mumbai-400 001.

Dear Sir,

Sub: Clause - 35

We are enclosing herewith the details required under Clause 35 of the listing agreement – being quarterly disclosure (for quarter ending 30/09/2015) of the shareholding pattern of the company.

Hope you find the above in order.


Thanking you,

For RLF Limited



Authorised Signatory

Introductory sub-table (I)(a)

| | | | |
|--|--------------------------------------|--|---|
| Name of the Company: RLF Limited | | | |
| Scrip Code, Name of the scrip, class of security: 512618 | | | |
| Quarter ended: 30/09/2015 | | | |
| Partly paid-up shares:- | No. of partly paid-up shares | As a % of total no. of partly paid-up shares | As a % of total no. of shares of the company |
| Held by promoter/promoter group | 0 | 0.00 | 0.00 |
| Held by public | 359723 | 100.00 | 3.60 |
| Total | 359723 | 100.00 | 3.60 |
| Outstanding convertible securities:- | No. of outstanding securities | As a % of total no. of outstanding convertible securities | As a % of total no. of shares of the company, assuming full conversion of the convertible securities |
| Held by promoter/promoter group | 0 | 0 | 0 |
| Held by public | 0 | 0 | 0 |
| Total | 0 | 0 | 0 |
| Warrants:- | No. of warrants | As a % of total no. of warrants | As a % of total no. of shares of the company, assuming full conversion of warrants |
| Held by promoter/promoter group | 0 | 0 | 0 |
| Held by public | 0 | 0 | 0 |
| Total | 0 | 0 | 0 |
| Total paid-up capital of the company, assuming full conversion of warrants and convertible securities | | 9,80,08,225/- | |



| Category code | Category of Shareholder | Number of Share holders | Table (I)(a) | | Total shareholding as a percentage of total number of shares | | Shares Pledged or otherwise encumbered | |
|---------------|--|-------------------------|------------------------|--|--|----------------------------|--|-----------------|
| | | | Total number of shares | Number of shares held in dematerialized form | | | | |
| (I) | (II) | (III) | (IV) | (V) | As a percentage of (A+B) ¹ | As a percentage of (A+B+C) | Number of shares | As a percentage |
| (I) | (II) | (III) | (IV) | (V) | (VI) | (VII) | (VIII) | X= VIII/IV*100 |
| (A) | Shareholding of Promoter and | | | | | | | |
| 1 | Indian | | | | | | | |
| (a) | Individuals/ Hindu Undivided Family | 9 | 1954920 | 568960 | 19.57 | 19.57 | 0 | 0.00 |
| (b) | Central Government/ State Government(s) | 0 | 0 | 0 | 0.00 | 0.00 | 0 | 0.00 |
| (c) | Bodies Corporate | 11 | 2700580 | 110000 | 27.04 | 27.04 | 0 | 0.00 |
| (d) | Financial Institutions/ Banks | 0 | 0 | 0 | 0.00 | 0.00 | 0 | 0.00 |
| (e) | Any Others(Specify) | 0 | 0 | 0 | 0.00 | 0.00 | 0 | 0.00 |
| (e-i) | | | | | 0.00 | 0.00 | 0 | 0.00 |
| (e-ii) | | | | | 0.00 | 0.00 | 0 | 0.00 |
| | Sub Total(A)(1) | 20 | 4655500 | 678960 | 46.61 | 46.61 | 0 | 0.00 |
| 2 | Foreign | | | | | | | |
| a | Individuals (Non-Residents Individuals/ Foreign Individuals) | 0 | 0 | 0 | 0.00 | 0.00 | 0 | 0.00 |
| b | Bodies Corporate | 0 | 0 | 0 | 0.00 | 0.00 | 0 | 0.00 |
| c | Institutions | 0 | 0 | 0 | 0.00 | 0.00 | 0 | 0.00 |
| d | Qualified Foreign Investor | 0 | 0 | 0 | 0.00 | 0.00 | 0 | 0.00 |
| e | Any Others(Specify) | 0 | 0 | 0 | 0.00 | 0.00 | 0 | 0.00 |
| e-i | | | | | 0.00 | 0.00 | 0 | 0.00 |
| e-ii | | | | | | | | |
| | Sub Total(A)(2) | 0 | 0 | 0 | 0.00 | 0.00 | 0 | 0.00 |
| | Total Shareholding of Promoter and Promoter Group (A1+A2) | 20 | 4655500 | 678960 | 46.61 | 46.61 | 0 | 0.00 |
| (B) | Public shareholding | | | | | | | |
| 1 | Institutions | | | | | | | |
| (a) | Mutual Funds/ UTI | 1 | 7900 | 0 | 0.08 | 0.08 | N.A. | N.A. |
| (b) | Financial Institutions / Banks | 2 | 191900 | 144900 | 1.92 | 1.92 | N.A. | N.A. |
| (c) | Central Government/ State Government(s) | 0 | 0 | 0 | 0.00 | 0.00 | N.A. | N.A. |
| (d) | Venture Capital Funds | 0 | 0 | 0 | 0.00 | 0.00 | N.A. | N.A. |
| (e) | Insurance Companies | 0 | 0 | 0 | 0.00 | 0.00 | N.A. | N.A. |
| (f) | Foreign Institutional Investors | 0 | 0 | 0 | 0.00 | 0.00 | N.A. | N.A. |
| (g) | Foreign Venture Capital Investors | 0 | 0 | 0 | 0.00 | 0.00 | N.A. | N.A. |
| (h) | Qualified Foreign Investor | 0 | 0 | 0 | 0.00 | 0.00 | N.A. | N.A. |
| (i) | Any Other (specify) | 0 | 0 | 0 | 0.00 | 0.00 | N.A. | N.A. |
| | Sub-Total (B)(1) | 3 | 199800 | 144900 | 2.00 | 2.00 | N.A. | N.A. |
| B 2 | Non-institutions | | | | | | | |




| | | | | | | | | |
|-----|---|-------------|----------------|----------------|---------------|---------------|-------------|-------------|
| (a) | Bodies Corporate | 80 | 404179 | 315379 | 4.05 | 4.05 | N.A. | N.A. |
| (b) | Individuals | | | | | | | |
| I | Individuals -i. Individual shareholders holding nominal share capital up to Rs. 1 lakh | 9540 | 3363164 | 1221999 | 33.67 | 33.67 | N.A. | N.A. |
| II. | ii. Individual shareholders holding nominal share capital in excess of Rs. 1 lakh. | 16 | 1315674 | 1304474 | 13.17 | 13.17 | N.A. | N.A. |
| (c) | Qualified Foreign Investor | 0 | 0 | 0 | 0.00 | 0.00 | N.A. | N.A. |
| (d) | Any Other (specify) | 5 | 50566 | 48066 | 0.51 | 0.51 | N.A. | N.A. |
| | Sub-Total (B)(2) | 9641 | 5133583 | 2889918 | 51.39 | 51.39 | N.A. | N.A. |
| | | | | | | | | |
| (B) | Total Public Shareholding (B)=(B)(1)+(B)(2) | 9644 | 5333383 | 3034818 | 53.39 | 53.39 | N.A. | N.A. |
| | | | | | | | | |
| | TOTAL (A)+(B) | 9664 | 9988883 | 3713778 | 100.00 | 100.00 | 0.00 | 0.00 |
| | | | | | | | | |
| (C) | Shares held by Custodians and against which Depository Receipts have been issued | | | | | | | |
| 1 | Promoter and Promoter Group | 0 | 0 | 0 | N.A. | 0.00 | N.A. | N.A. |
| 2 | Public | 0 | 0 | 0 | N.A. | 0.00 | N.A. | N.A. |
| | Sub-Total (C) | 0 | 0 | 0 | N.A. | 0.00 | N.A. | N.A. |
| | | | | | | | | |
| | GRAND TOTAL (A)+(B)+(C) | 9664 | 9988883 | 3713778 | 100.00 | 100.00 | 0.00 | 0.00 |
| | | | 0 | | | | | |
| | | | | | | | | |
| | | | | | | | | |
| | | | | | | | | |
| | | | | | | | | |
| | | | | | | | | |
| | | | | | | | | |
| | | | | | | | | |
| | | | | | | | | |
| | | | | | | | | |



 Heliotech Limited
 NEW DELHI

(I)(b) Statement showing holding of securities (including shares, warrants, convertible securities) of persons belonging to the category "Promoter and Promoter Group"

| Sr. No. | Name of the shareholder | Details of Shares held | | Encumbered shares (*) | | | Details of warrants | | Details of convertible securities | | Total shares (including underlying shares assuming full conversion of warrants and convertible securities) as a % of diluted share capital |
|--------------|----------------------------------|------------------------|-----------------------------------|-----------------------|--------------|--|-------------------------|---|---------------------------------------|---|--|
| | | Number of shares held | As a % of grand total (A)+(B)+(C) | No. | As a % age | As a % of grand total (A)+(B)+(C) of sub-clause (I)(a) | Number of warrants held | As a % total number of warrants of the same class | Number of convertible securities held | As a % total number of convertible securities of the same class | |
| (I) | (II) | (III) | (IV) | (V) | VI=V/III*100 | (VII) | (VIII) | (IX) | (X) | (XI) | (XII) |
| 1 | United Leasing & Industries Ltd. | 1,125,300 | 11.27 | 0 | 0.00 | 0.00 | 0 | 0.00 | 0 | 0.00 | NA |
| 2 | Telecom Finance (India) Ltd. | 110,000 | 1.10 | 0 | 0.00 | 0.00 | 0 | 0.00 | 0 | 0.00 | NA |
| 3 | ULL securties Pvt. Ltd. | 1,142,880 | 11.44 | 0 | 0.00 | 0.00 | 0 | 0.00 | 0 | 0.00 | NA |
| 4 | Aquarius Travels Pvt. Ltd. | 22,500 | 0.23 | 0 | 0.00 | 0.00 | 0 | 0.00 | 0 | 0.00 | NA |
| 5 | Leisure Golf Pvt.Ltd. | 262,800 | 2.63 | 0 | 0.00 | 0.00 | 0 | 0.00 | 0 | 0.00 | NA |
| 6 | R.K. Khanna & Sons (HUF) | 144,300 | 1.44 | 0 | 0.00 | 0.00 | 0 | 0.00 | 0 | 0.00 | NA |
| 7 | Kanta Khanna | 31,700 | 0.32 | 0 | 0.00 | 0.00 | 0 | 0.00 | 0 | 0.00 | NA |
| 8 | Anoop Kumar Khanna | 568,960 | 5.70 | 0 | 0.00 | 0.00 | 0 | 0.00 | 0 | 0.00 | NA |
| 9 | Anil Kumar Khanna | 880,940 | 8.82 | 0 | 0.00 | 0.00 | 0 | 0.00 | 0 | 0.00 | NA |
| 10 | Su Sampark Pvt. Ltd. | 37,100 | 0.37 | 0 | 0.00 | 0.00 | 0 | 0.00 | 0 | 0.00 | NA |
| 11 | Meena Khanna | 252,920 | 2.53 | 0 | 0.00 | 0.00 | 0 | 0.00 | 0 | 0.00 | NA |
| 12 | Anil Khanna & Sons (HUF) | 76,100 | 0.76 | 0 | 0.00 | 0.00 | 0 | 0.00 | 0 | 0.00 | NA |
| | | | | | | | | | | | |
| TOTAL | | 4,655,500 | 46.61 | 0 | 0.00 | 0.00 | 0 | 0.00 | 0 | 0.00 | NA |




(I)(c)(i) Statement showing holding of securities (including shares, warrants, convertible securities) of persons category "Public" and holding more than 1% of the total number of shares

| Sr. No. | Name of shareholder | Number of shares held | Shares as a percentage of total number of shares {i.e., Grand Total (A)+(B)+(C) indicated in Statement at para (I)(a) above} | Details of warrants | | Details of convertible securities | | Total shares (including underlying shares assuming full conversion of warrants and convertible securities) as a % of diluted share capital |
|--------------|--------------------------------|-----------------------|--|-------------------------|---|---------------------------------------|--|--|
| | | | | Number of warrants held | As a % total number of warrants of the same class | Number of convertible securities held | % w.r.t total number of convertible securities of the same class | |
| 1 | Punjab National Bank | 144900 | 1.45 | 0 | 0.00 | 0 | 0.00 | NA |
| 2 | Sav Stock Management Pvt. Ltd. | 141253 | 1.41 | 0 | 0.00 | 0 | 0.00 | NA |
| 3 | Sameer Kapur | 106894 | 1.07 | 0 | 0.00 | 0 | 0.00 | NA |
| 4 | Ranbir Chauhan | 345308 | 3.46 | 0 | 0.00 | 0 | 0.00 | NA |
| 5 | Dharm Pal Khanna | 168310 | 1.68 | 0 | 0.00 | 0 | 0.00 | NA |
| 6 | Pradeep Kumar Agrawal | 109522 | 1.10 | 0 | 0.00 | 0 | 0.00 | NA |
| 7 | Kailash Chand | 232783 | 2.33 | 0 | 0.00 | 0 | 0.00 | NA |
| | | | | | | | | |
| TOTAL | | 1248970 | 12.50 | 0 | 0.00 | 0 | 0.00 | 0.00 |

(I)(c)(ii) Statement showing holding of securities (including shares, warrants, convertible securities) of persons (together with PAC) belonging to the category "Public" and holding more than 5% of the total number of shares of the company

| Sr. No. | Name(s) of the shareholder(s) and the Persons Acting in Concert (PAC) with them | Number of shares | Shares as a percentage of total number of shares {i.e., Grand Total (A)+(B)+(C) indicated in Statement at para (I)(a) above} | Details of | | Details of | | Total shares (including underlying shares assuming full conversion of warrants and convertible securities) as a % of diluted |
|--------------|---|------------------|--|--------------------|---|---------------------------------------|--|--|
| | | | | Number of warrants | As a % total number of warrants of the same class | Number of convertible securities held | % w.r.t total number of convertible securities of the same class | |
| 1 | NIL | 0 | 0.00 | 0 | 0.00 | 0 | 0.00 | 0 |
| TOTAL | | 0 | 0.00 | 0 | 0.00 | 0 | 0.00 | 0 |



(I)(d) Statement showing details of locked-in shares

| Sr. No. | Name of the shareholder | Number of locked-in shares | Locked-in shares as a percentage of total number of shares {i.e., Grand Total (A)+(B)+(C) indicated in Statement at para (I)(a) above} |
|--------------|-------------------------|----------------------------|--|
| 1 | NIL | 0 | 0.00 |
| TOTAL | | 0 | 0.00 |



(II)(a) Statement showing details of Depository Receipts (DRs)

| Sr. No. | Type of outstanding DR (ADRs, GDRs, SDRs, etc.) | Number of outstanding DRs | Number of shares underlying outstanding DRs | Shares underlying outstanding DRs as a percentage of total number of shares {i.e., Grand Total (A)+(B)+(C) indicated in Statement at para (I)(a) above} |
|--------------|---|---------------------------|---|---|
| 1 | NIL | 0 | 0 | 0.00 |
| TOTAL | | 0 | 0 | 0.00 |

(II)(b) Statement showing holding of Depository Receipts (DRs), where underlying shares held by "promoter/promoter group" are in excess of 1% of the total number of shares

| Sr. No. | Name of the DR Holder | Type of outstanding DR (ADRs, GDRs, SDRs, etc.) | Number of shares underlying outstanding DRs | Shares underlying outstanding DRs as a percentage of total number of shares {i.e., Grand Total (A)+(B)+(C) indicated in Statement at para (I)(a) above} |
|--------------|-----------------------|---|---|---|
| 1 | NIL | 0 | 0 | 0.00 |
| TOTAL | | 0 | 0 | 0.00 |

